

(by email only)



प्रधान निदेशक लेखापरीक्षा (केंद्रीय), हैदराबाद का कार्यालय-500004
Office of
Principal Director of Audit (Central), Hyderabad - 500 004



No. PDA(C)/CEA/Unit-II/IITDMK/SAR:2023-24/2024-25/

Date: 12.09.2024

सेवा में
सचिव, शिक्षा मंत्रालय,
भारत सरकार,
नई दिल्ली -110 001

महोदय,


विषय: Indian Institute of Information Technology Design and Manufacturing, Kurnool के वर्ष 2023-24 के लेखों पर पृथक लेखापरीक्षा प्रतिवेदन

Separate Audit Report (SAR) on the Accounts of Indian Institute of Information Technology Design and Manufacturing, Kurnool for the year 2023-24 and one copy of the Annual Accounts of the Institute for the year 2023-24 are forwarded herewith for placing before the Parliament. The dates of presentation of Separate Audit Report in both the Houses of Parliament may please be intimated.

Receipt of this letter along with the enclosures may kindly be acknowledged.

भवदीय,

संल.: यथोपरि


(Anindya Dasgupta)
Principal Director of Audit (Central), Hyderabad

No. PDA(C)/CEA/Unit-II/IIITDMK/SAR:2023-24/2024-25/

Date: 12.09.2024

Copy to The Director, Indian Institute of Information Technology Design and Manufacturing, Kurnool along with one copy of Annual Accounts for the year 2023-24 (English version), with a request to furnish Hindi version of the approved Annual Accounts 2023-24 (2 sets), to this Office.

संल.:यथोपरि



(Ch.V. Sai Prasad)

Director/ Central Expenditure Audit
O/o Principal Director of Audit (Central)

PDACHYDERABAD@CAG.GOV.IN



PRINCIPAL DIRECTOR OF AUDIT
(CENTRAL), HYDERABAD
PDACHYDERABAD@CAG.GOV.IN

Ltr No: Director/CEA/2024-2025/DIS-2025417
Date: 12 Sep 2024

To,

- 1 Director,
IIITDM Kurnool
- 2 Finance & Accounts Department,
IIITDM Kurnool
- 3 Registrar,
IIITDM Kurnool

Subject: Issue of Separate Audit Report on the accounts of IIITDM, Kurnool for the year 2023-24.

Sir/Madam,

Please find attached Separate Audit Report on the accounts of IIITDM, Kurnool for the year 2023-24.

The receipt of the same may be acknowledged please.

Yours faithfully,

Encls: As above

CH V SAI PRASAD
Director



SEPARATE AUDIT REPORT OF THE COMPTROLLER AND AUDITOR GENERAL OF INDIA ON THE ACCOUNTS OF THE INDIAN INSTITUTE OF INFORMATION TECHNOLOGY DESIGN AND MANUFACTURING, KURNOOL FOR THE YEAR ENDED 31 MARCH 2024

We have audited the attached Balance Sheet of the Indian Institute of Information Technology Design and Manufacturing, Kurnool as at 31 March 2024, Income & Expenditure Account and Receipts & Payments Account for the year ended on that date under Section 19(2) of the Comptroller & Auditor General's (Duties, Powers & Conditions of Service) Act, 1971. These financial statements are the responsibility of the Institute's Management. Our responsibility is to express an opinion on these financial statements based on our audit.

2. This Separate Audit Report contains the comments of the Comptroller & Auditor General of India (CAG) on the accounting treatment only with regard to classification, conformity with the best accounting practices, accounting standards and disclosure norms, etc. Audit observations on financial transactions with regard to compliance with the Law, Rules & Regulations (Propriety and Regularity) and efficiency-cum-performance aspects, etc., if any, are reported through Inspection Reports/CAG's Audit Reports separately.

3. We have conducted our audit in accordance with auditing standards generally accepted in India. These standards require that we plan and perform the audit to obtain reasonable assurance about whether the financial statements are free from material misstatements. An audit includes examining, on a test basis, evidences supporting the amounts and disclosure in the financial statements. An audit also includes assessing the accounting principles used and significant estimates made by management, as well as evaluating the overall presentation of financial statements. We believe that our audit provides a reasonable basis for our opinion.

4. Based on our audit, we report that:

i. We have obtained all the information and explanations which to the best of our knowledge and belief were necessary for the purpose of our audit;

ii. The Balance Sheet, Income & Expenditure Account and Receipts & Payments Account dealt with by this report have been drawn up in the format approved by Ministry of Education, Government of India.

iii. In our opinion, proper books of accounts and other relevant records have been maintained by the Institute.

iv. We further report that:

Comment on Accounts

- A. BALANCE SHEET : NIL**
- B. INCOME & EXPENDITURE :NIL**
- C. GENERAL:**

Reference Number: OBS-1418431

C.1 The Institute had shown an amount of Rs.14000741/- under Schedule 22- Prior Period Expenses which includes prior period depreciation of Rs.61,87,306 /- on assets capitalized during the year 2023-24. The fact of delayed capitalisation of assets was not disclosed as a Note under Schedule 4.

Reference Number: OBS-1418430

C.2 In compliance to comment raised in the SAR-2022-23, the Institute had transferred certain assets procured out of Sponsored Project funds from 4A (Assets-Grant in aid) to 4D (Assets- Others). However, the same was not been disclosed under Schedule 4.

Reference Number: OBS-1424474

C.3 The following general observations are made:

A) Despite being pointed out in the previous Audit Reports of 2019-2020, 2020-2021, 2021-2022 & 2022-23, Retirement benefits were not accounted for on Actuarial valuation.

B)The Institute has not compiled separate accounts in respect of NPS fund.

Reference Number: OBS-1443445

C.4 The following differences have been noticed in grant position as per the Annual Accounts 2023-24 and as per the Utilization certificate forwarded to Ministry.

Head of Account	Opening Balance	Grant Received during the year	Total	Expenditure Incurred	Closing Balance
OH 31(as per UC)	90957532	10200000	101157532	97204000	3953532
OH 35 (as per UC)	93390196	1063900000	1157290196	817790196	339500000
OH 36 (as per UC)	-66150221	106000000	39849779	120596000	-80746221
Total as per Utilization Certificate	118197507	1180100000	1298297507	1035590196	262707311
Total Grants as per Annual Accounts 2023-24	219492460	1182134701	1401627161	793135286	608491875

Difference accounts - UC)	(Annual	101294953	2034701	103329654	-242454910	345784564
------------------------------	---------	-----------	---------	-----------	------------	-----------

This needs reconciliation.

D. Grant-in-aid: Institute has received Grants – in – Aid of Rs.118.01 crore¹ during the year and utilized Rs.79.31crore² as of 31st March 2024.


E. Management Letter: Deficiencies which have not been included in the Separate Audit Report have been brought to the notice of the Director, Indian Institute of Information Technology, Design and Manufacturing, Kurnool through a Management letter issued separately for remedial / corrective action.

v. Subject to our observations in the preceding paragraphs, we report that the Balance Sheet, Income & Expenditure Account and Receipts & Payments Account dealt with by this Report are in agreement with the books of accounts.

vi. In our opinion and to the best of our information and according to the explanations given to us, the said financial statements read together with the Accounting Policies and Notes on Accounts and subject to the significant matters stated above and other matters mentioned in Annexure to this Audit Report, give a true and fair view in conformity with accounting principles generally accepted in India:

a. In so far as it relates to the Balance Sheet, of the state of affairs of Indian Institute of Information Technology, Design and Manufacturing, Kurnool as at 31 March 2024; and

b. In so far as it relates to Income & Expenditure Account, of the *deficit* for the year ended on that date.


 (Anindya Dasgupta)
 Principal Director of Audit (Central), Hyderabad

¹ Recurring Grant: Rs. 10200000 Salary Grant Rs.106000000 and Capital Grant Rs. 1063900000 totaling to ₹118,01,00,000)

² Revenue: Rs.11,62,00,000 and Capital Rs.67,9,35,286 totalling to Rs.79,31,35,286

ANNEXURE TO SAR

1. **Adequacy of Internal Audit System:** There is no Internal Audit Wing in the Institute. However, the Internal Audit of the Institute was conducted by a Chartered Accountant firm.
2. **Adequacy of Internal Control System:** Internal control system is adequate except:
 - **Non-Maintenance of Fixed Deposits Register:** The institute is not maintaining Fixed Deposits Register. Due to non-maintenance of the Fixed Deposit Register; the details of interest received, interest earned, FDs opened/renewed/closed could not be verified.
3. **System of Physical verification of fixed assets:** Physical verification of Fixed Assets was in progress for the year 2023-24
4. **System of Physical verification of inventory:** Not applicable
5. **Regularity in payment of statutory dues:** Statutory dues were paid regularly.



(Ch.V. Sai Prasad)

**Director/ Central Expenditure Audit
O/o Principal Director of Audit (Central)**

Management Letter


Shri Anindya Dasgupta, IA&AS
Principal Director of Audit (Central), Hyderabad

DO No. PDA(C)/CEA/Unit-II/IIITDMK/SAR-2023-24/2024-25/

Date:12.09.2024

Audit of Annual Accounts of Indian Institute of Information Technology, Design and Manufacturing (IIITDM), Kurnool for the year 2023-24 was conducted in July-August 2024. Significant comments on accounts are included in the Separate Audit Report issued separately to the Government of India, Ministry of Education, New Delhi and a copy marked to you. The observations which are not included in the Separate Audit Report, meriting the attention of the Management are detailed below to enable your office to take necessary corrective action.

Yours sincerely,



(Anindya Dasgupta)
Principal Director of Audit (Central), Hyderabad

Prof. B. S. Murty,
Director,
Indian Institute of Information Technology, Design & Manufacturing,
Kurnool.

Annexure to Management Letter

Reference Number: OBS-1430168

1. This does not include an amount of Rs.40,450 towards License fee receivable from various Licencees like More Medicals, Delhiwala chat, Ajay Kirana etc. The Institute had not accounted for the license fee amounting to Rs.40,450 to be received as on 31.03.2024. This resulted in Understatement of Current Assets and Understatement of Income to an extent of Rs.40,450.

Reference Number: OBS-1430918

2. This includes an amount of Rs.21,714 towards depreciation due to misclassification of assets. The Institute had incorrectly booked certain assets under Office equipment (Depreciation-7.5%) instead of booking under Computer & Peripherals (20%) and Books and Journals (10%) as detailed below:

Sno.	Item of expenditure	Amount	Asset under which booked	Asset to which actually belongs	Rate of depreciation provided	amount of depreciation	rate of depreciation to be provided	Correct amount of depreciation	Difference
1	purchase of brother DCP 2541 Duplex printer	22500	office equipment	Computers & Peripherals	7.5	1688	20	4500	2813
2	purchase of HP leserjet printer	23369	office equipment	Computers & Peripherals	7.5	1753	20	4674	2921
3	purchase of cannon MF645CX printer	50550	office equipment	Computers & Peripherals	7.5	3791	20	10110	6319
4	purchase of laptop TMP-214-54	72095	office equipment	Computers & Peripherals	7.5	5407	20	14419	9012
5	swamy's hand book	6494	office equipment	Books and journals	7.5	487	10	649	162
Total		168514				12639		34352	21714

This resulted in Overstatement of Assets and Understatement of Expenditure in the form of depreciation to an extent of Rs.21,714.

Reference Number: OBS-1427949

3. This includes an amount of Rs.74,000 pertaining to the Prior period expenses. The Institute had incurred an expenditure of Rs.74,000 towards Auditor's Remuneration pertaining to the FY 2021-22 & 2022-23 and booked under Schedule 17 Administrative & General Expenses instead of booking under Schedule-22 Prior Period Expenses.

This resulted in Overstatement of Current year's expenditure and Understatement of Prior Period Expenses to an extent of Rs.74,000.

4. The Institute had not segregated the expenses as cash and accrual for preparation of Receipt and Payments Account for the year 2023-24.

Reference Number: OBS-1435798

5. The Institute had submitted a FDR of Rs.3,80,000 in 2019-20 to A.P. Fire Services Department as a Bank Guarantee in connection with the providing of Fire Services by the State Government. However, the interest earned on FDR so far has not been accounted for in the annual accounts.

a) Variations in Disclosures of Interest Accrued: The following discrepancies were noticed as per the Bank statement and Tally ledgers.

FDR No. & date	Amount Deposited	Interest Accrued as shown in Tally Ledgers (Sch.11 & 12)	Interest Accrued as per Bank Statement	Difference (3) – (4)
(1)	(2)	(3)	(4)	(5)
APGVB -67714 - 27.3.24	10002069	10780	10464	316
APGVB -67747 - 27.3.24	10002069	10780	10464	316
HDFC – 05810 – 27.3.24	10002069	0	7947 (worked out by Audit)	(-)7947
Total		21560	28875	(-) 7315.

This needs reconciliation.

b) Interest not worked-out for part of the month: The Institute had invested certain FDRs in the month of March, 2024. The interest accrued on the investment for the part of the month(upto 31.03.2024) was not accounted for.

Reference Number: OBS-1425991

6. The following discrepancies were noticed between Schedule 10 and Tally Ledgers :

Items	As per Schedule 10	As per Tally Ledgers	Difference
Balance B/f	219492460	219492460	0
Add receipts during the year	1160934701	1180100000	-19165299
Total	1380427161	1399592460	-19165299
Less : Refunded	0	21200000	-21200000
balance	1380427161	1378392460	2034701
Less: Utilised for Capital Expenditure(A)	676935286	676935286	0
balance	703491875	701457174	2034701
Less : Utilised for revenue expenditure (B)	95000000	95000000	0
Total	608491875	606457174	2034701 (adjusted towards CAG previous comment)

This needs reconciliation.

Reference Number: OBS-1446146

7. The following typographical errors/omissions were noticed:

(a) The following bank accounts were Closed in March'2023. However, the same were exhibited in the annual accounts:

- SB A/c (9) Sponsored Projects Fund a/c – SBI – CICT 3908
- Current Account (10) SBI CICT – 3908)
- (21) Others – SBI – 7844
- (8) SBI – 1129

(b) ICICI CA A/c No. “5529” was wrongly disclosed as “5549” (Full A/c No.027905015529).

(c) i) In (III) Term Deposits with State Bank of India-SDTR – Rs.5,03,80,000/- was wrongly disclosed in place of Rs.3,80,000/-;

ii) In (IV) Term Deposits with Non-Scheduled Banks – (1) HDFC Bank Ltd – no amount was disclosed in place of Rs.5,00,00,000/-.

iii) Further interest earned on Rs.5.00 crore FDR for 4 days from 28.03.2024 to 31.03.2024 @ 7.4%pa amounting to Rs.10137/- was not added to FDR and not included in Schedule.12 (interest earned)

(d) The following “Active” SB Accounts with “Zero” balances were not disclosed in Annual Accounts:

- A/c No.91181791166 with APGV Bank.
- A/c No.864510210000010 with Bank of India
- A/c No.60439275062-STIHCB with Bank of Maharashtra
- A/c No.ICICI-8890-PMU with ICICI Bank
- RBI-10679401017 with RBI
- RBI-10687701347 with RBI
- SBI STARS – A/c No.42364582902



(Ch.V. Sai Prasad)

**Director/ Central Expenditure Audit
O/o Principal Director of Audit (Central)**

INDIAN INSTITUTE OF INFORMATION TECHNOLOGY DESIGN AND MANUFACTURING KURNOOL
BALANCE SHEET AS AT 31ST MARCH 2024

(Amount in Rupees)

SOURCES OF FUNDS	SCHEDULE	2023-24	2022-23
Capital Fund/	1	2,189,253,470	1,652,314,836
Designated / Earmarked / Endowment Funds	2	351,222,499	258,784,478
Current Liabilities & Provisions	3	668,960,956	264,978,246
TOTAL		3,209,436,925	2,176,077,560
APPLICATION OF FUNDS			
Fixed Assets	4		
-- Tangible Assets		2,029,530,201	425,758,803
-- Intangible Assets		3,614,965	1,124,006
-- Capital Work in progress		306,589,685	1,298,284,489
Investments	5		
-- Long Term		0	0
-- Short Term		289,941,967	200,000
Investments - Others	6	0	0
Current Assets	7	373,881,543	285,311,727
Loans, Advanes & Deposits	8	205,878,564	165,398,535
TOTAL		3,209,436,925	2,176,077,560
Significant Accounting Policies	23		
Contingent Liabilities and Notes to Accounts	24		

INDIAN INSTITUTE OF INFORMATION TECHNOLOGY DESIGN AND MANUFACTURING KURNOOL
SCHEDULES FORMING PART OF BALANCE SHEET

SCHEDULE 1- CAPITAL FUND	2023-24	2022-23
Balance as at the beginning of the year	1,652,314,836	837,424,332
Add: Contributions towards Corpus / Capital Fund		
Add: Grants from UGC, GOI and State Government to the extent utilized for capital expenditure	676,935,286	862,905,981
Add: Assets purchased out of Earmarked Funds		
Add: Assets purchased out of Sponsored Projects where ownership vests in the institution	7,721,697	
Add: Assets Donated / Gifts Received		
Add: Other Addition - Unclaimed Creditors / Project reconciliation / CAG-22-23	2,770,643	2,111,069
Add: Excess of Income over expenditure transferred from Income & Expenditure Account	0	0
	2,339,742,462	1,702,441,382
Ded: Deficit of Income over Expenditure transferred from Income & Expenditure Account	-148,290,860	-50,126,546
Ded: CAG-22-23-Audit Observation & Rectification due to mis-classifications	-2,198,132	
Balance at the year end	2,189,253,470	1,652,314,836

INDIAN INSTITUTE OF INFORMATION TECHNOLOGY DESIGN & MANUFACTURING, KURNOOL

SCHEDULE - 2 DESIGNATED / EARMARKED / ENDOWMENT FUNDS	Current Year - 2023-24					Previous Year 2022-23
	Corpus Fund	CSC Development Fund	Fund Total	Endowment Fund	Grand Total	Fund Total
	1		2	3	4	5
a) Opg. Balance of the Funds	258,569,198	-	258,569,198	215,280	258,784,478	177,823,028
b) Additions during the year	84,107,625	7,500	84,115,125		84,115,125	80,152,471
c) Income from investments made of the funds	8,325,088	-	8,325,088		8,325,088	-
d) Accrued Interest on Investments / Advances	-	-	-	18,189	18,189	6,821,446
e) Interest on Savings Bank A/c	-	-	-		-	-
f) Other additions (Specify nature)	-	-	-		-	-
TOTAL (A)	351,001,911	7,500	351,009,411	233,469	351,242,880	264,796,945
B) Utilization / Exp towards objectives of funds						
i) Capital Expenditure	-	-	-	-	-	-
i) Revenue Expenditure	-	-	-	20,381	20,381	6,012,467
TOTAL (B)	-	-	-	20,381	20,381	6,012,467
Closing Balance at the year end (A-B)	351,001,911	7,500	351,009,411	213,088	351,222,499	258,784,478
Represented by						
Cash and Bank Balances(incl 7878)	60,379,295	7,500	60,379,295	6,111	60,385,406	35,276,392
Investments	289,735,007.23	-	289,735,007	206,960	289,941,967	216,133,761
Interest accrued but not due	887,609	-	-	-	-	620,603
Total	351,001,911	7,500	350,114,302	213,071	350,327,373	252,030,756

SCHEDULE 2A
ENDOWMENT FUNDS

Sr No	Name of the Endowment	Opening Balance		Additions during the year		Total		Expenditure on the object during the year	Closing balances		
		Endowment	Accumulated Interest	Endowment	Interest	Endowment	Accumulated Interest		Endowment	Accumulated Interest	Total
1	2	3	4	5	6	7=(3+5)	8=(4+6)	9	10	11	12=(10+11)
1	DVLS Gold Medal Fund	200000	15280	0	18189	200000	33469	20381	200000	13088	213088
	Total	200000	15280	0	18189	200000	33469	20381	200000	13088	213088

INDIAN INSTITUTE OF INFORMATION TECHNOLOGY DESIGN AND MANUFACTURING KURNOOL
SCHEDULES FORMING PART OF BALANCE SHEET

SCHEDULE 3 - CURRENT LIABILITIES & PROVISIONS	2023-24	2022-23
A. CURRENT LIABILITIES		
1. Deposits from staff	0	0
2. Deposits from students	0	0
--- Hostel Deposit	4,975,608	5,948,000
--- Library Deposit	2,855,000	3,435,000
--- Caution Deposit	2,945,000	0
3. Sundry Creditors		
a) For Goods & Services	636,448	783,751
b) Others	0	0
4. Deposits - others (including EMD, Security deposit)	6,013,227	3,738,883
5. Statutory Liabilities(GPF, TDS, WC TAX, CPF, GIS, NPS):		
a) Overdue	0	0
b) Others	844,398	2,060,514
6. Other Current Liabilities:		
a) Salaries	9,280,264	0
b) Receipts against sponsored projects	19,071,799	16,433,100
c) Receipts against sponsored fellowships & scholarships	76,980	0
d) Unutilised Grants	608,491,875	219,492,460
e) Grants in advance	0	0
f) Other funds HEFA Loan	0	313,319
g) Other liabilities - CCMT Fund	0	4,500
TOTAL (A)	655,190,598	252,209,527
B. PROVISIONS		
1. For Taxation / COVID Contributions	0	0
2. Electricity Charges	0	0
3. HEFA Interest	0	0
4. House Keeping & Security Charges	0	0
5. Rents	0	0
6. Others (Specify) Outstanding Liabilities	13,770,358	12,768,720
TOTAL (B)	13,770,358	12,768,720
TOTAL (A+B)	668,960,956	264,978,246

SCHEDULE - 3(a) - (1) SERB - SPONSORED PROJECTS

Sr No	Name of the Project	Opening Balance		Receipts / Recoveries during the year	Total	Expenditure during the year	Closing Balance	
		Credit	Debit				Credit	Debit
1	DST INSPIRE(Amarnatha Reddy)	2,099,993	-	4,888,844	6,988,837	6,993,760	-	4,923
2	SERB Project (Dr. Basiri)	1,154,982	-	332,530	1,487,512	1,487,512	-	-
3	SERB Project (Dr. Eswaramoorthy)	1,034,920	-	24,910	1,059,830	1,059,140	690	-
4	SERB Project (Dr. Murali)	2,775,311	-	-	2,775,311	1,661,842	1,113,469	-
5	SERB Project (Dr Mani Prakash)	569,681	-	-	569,681	-	569,681	-
6	SERB Dr K Krishna Naik	2,015,000	-	-	2,015,000	1,470,058	544,942	-
7	SERB - J Krishnaiah	1,147,364	-	-	1,147,364	1,147,364	-	-
8	SERB - K Satyababu	797,125	-	-	797,125	224,370	572,755	-
9	Karyasala Program - AI Robots - Mech Depart			500,000	500,000	500,000	-	-
10	SERB FUND - Mrs. Pooja Varma (Jr.Scientist)			151,428	151,428	151,428	-	-
11	SERB Revenue Grant	150,000	-	-	150,000	-	150,000	-
12	DST SERB MATRIX(DR D Murali)	-	-	68,811	68,811	61,582	7,229	-
	Total	11,744,376	-	5,966,523	17,710,899	14,757,056	2,958,766	4,923

SCHEDULE - 3(a) - (2) SPONSORED RESEARCH PROJECTS

Sr No	Name of the Project	Opening Balance		Receipts / Recoveries during the year	Total	Expenditure during the year	Closing Balance	
		Credit	Debit				Credit	Debit
1	PMU - Kurnool Project	51,437	-	31,785,708	31,837,145	31,837,145	-	-
2	Barin Force - Dr R Praneetha Sree	1,120,000	-	-	1,120,000	119,610	1,000,390	-
3	CSR - KV Eswaramoorthy	644,176	-	-	644,176	643,576	600	-
4	DRDO Project - Dr C Chandrashekhara Shastry	190,166	-	1,448,490	1,638,656	459,084	1,179,572	-
5	DRDO Project - Dr Amarnath Reddy	129,067	-	1,993,228	2,122,295	1,505,542	616,753	-
6	DST-SRG Project- Dr T Pandya Rajan	1,361,857	-	-	1,361,857	1,348,437	13,420	-
7	IIT Khanpur-Dr Md Asan Basiri	1,144,070	-	1,226,000	2,370,070	1,700,250	669,820	-
8	SRICCE Cell-Dr KV Eswaramoorthy	47,887	-	24,898	72,785	47,887	24,898	-
9	UGC DAE CSR Dr Pavan Venu Prakash	64	-	44,936	45,000	27,207	17,793	-
10	C2S Project Meity- Dr Asan Basiri		-	136,343	136,343	136,343	-	-
11	Dr CS Sastry-CARS CVRDE DRDO		-	2,532,005	2,532,005	597,003	1,935,002	-

Sr No	Name of the Project	Opening Balance		Receipts / Recoveries during the year	Total	Expenditure during the year	Closing Balance	
		Credit	Debit				Credit	Debit
12	DST ICMAP Project - Dr. J Krishnaiah - MEC-03		-	1,879,880	1,879,880	956,892	922,988	
13	A Siva Bhasker - Project		-	170,000	170,000		170,000	
14	Axicut2III - Dr. K.Akhtar Khar Project		-	107,500	107,500	91,340	16,160	
15	CBHRD-UAS-Dr Mani Prakash-(PoC-Y2-01)		-	250,000	250,000		250,000	
16	Cross Clouds OPS - Dr. Siva Prasad -Project		-	161,440	161,440	145,808	15,632	
17	CSIR-EMR Project - Dr. Vipindas K		-	899,166	899,166	36,897	862,269	
18	CSIR-HRDG - Dr. D Amarnatha Reddy Project		-	2,350,000	2,350,000		2,350,000	
19	DRDO - Dr. R Praneetha Sree Project		-	250,000	250,000		250,000	
20	Dr, Naresh Babu - Project Fund		-	179,661	179,661		179,661	
21	Dr. N Srinivas Naik - Project		-	938,960	938,960		938,960	
22	I.A(1) PI-Laboratory @20L - KV Eswaramoorthy		-	1,119,327	1,119,327	149,888	969,439	
23	III.A(1) 2.5L POC Drones - Dr K V Eswaramoorthy		-	250,000	250,000	158,103	91,897	
24	MeitY Project - Dr. Kabaleeswaran		-	93,670	93,670	50,010	43,660	
25	OASIS Project - Dr. Shounak Chakraborty		-	834,300	834,300	291,375	542,925	
26	PMU Project Unspent Balance		-	3,543,994	3,543,994	3,543,994	-	
27	R&D Project Funding (Dr. Pulla Rao)		-	200,000	200,000	121,413	78,587	
28	TiHAN Project -Dr. K Krishna Naik		-	838,750	838,750	258,716	580,034	
29	TiHAN Project - Dr.K Nagaraju		-	1,020,925	1,020,925	183,319	837,606	
30	TiHAN Project (Dr. KV Eswaramoorthy) - ECE-03		-	1,780,000	1,780,000	225,033	1,554,967	
	Total	4,688,724	-	56,059,181	60,747,905	44,634,872	16,113,033	-

SCHEDULE 3(b) SPONSORED FELLOWSHIPS AND SCHOLARSHIPS

SI No	Name of the Sponsor	Opening Balance as on 01.04.2023		Transactions during the year		Closing Balance as on 31.03.2024	
		Cr	Dr	Cr	Dr	Cr	Dr
1	University Grant Commission	0	0	0	0	0	0
2	Ministry.....	0	0	0	0	0	0
3	Others (Specify individually)	0	0	1252024	1175044	76980	0
	Total	0	0	1252024	1175044	76980	0

INDIAN INSTITUTE OF INFORMATION TECHNOLOGY DESIGN AND MANUFACTURING KURNOOL
SCHEDULES FORMING PART OF BALANCE SHEET

SCHEDULE 3 (c)- UNUTILISED GRANTS FROM UGC, GOVERNMENT OF INDIA AND STATE GOVERNMENTS

Particulars	2023-24	2022-23
A. Plan Grants: Government of India		
Balance B/f	219,492,460	582,398,441
Add: Receipts during the year (including CAG Rectification)	1,182,134,701	569,900,000
Total(a)	1,401,627,161	1,152,298,441
Less: Refunds	0	0
Less: Utilized for Revenue Expenses	116,200,000	69,900,000
Less: Utilized for Capital Expenses	676,935,286	862,905,981
total(b)	793,135,286	932,805,981
Unutilized carried forward (a-b)	608,491,875	219,492,460
B. UGC Grants: Plan		
Balance B/f	0	0
Receipts during the year	0	0
Total(a)	0	0
Less: Refunds	0	0
Less: Utilized for Revenue Expenses	0	0
Less: Utilized for Capital Expenses	0	0
total(b)	0	0
Unutilized carried forward (a-b)	0	0
C. UGC Grants Non Plan		
Balance B/f	0	0
Receipts during the year	0	0
Total(a)	0	0
Less: Refunds	0	0
Less: Utilized for Revenue Expenses	0	0
Less: Utilized for Capital Expenses	0	0
total(b)	0	0
Unutilized carried forward (a-b)	0	0

INDIAN INSTITUTE OF INFORMATION TECHNOLOGY DESIGN AND MANUFACTURING KURNOOL
SCHEDULES FORMING PART OF BALANCE SHEET

D. Grants from SERB & DST (Inspire)		
Balance B/f	0	0
Receipts during the year	0	0
Total(a)	0	0
Less: Refunds	0	0
Less: Utilized for Revenue Expenses	0	0
Less: Utilized for Capital Expenses	0	0
total(b)	0	0
Unutilized carried forward (a-b)	0	0
Grand Total (A+B+C+D)	608,491,875	219,492,460

INDIAN INSTITUTE OF INFORMATION TECHNOLOGY DESIGN AND MANUFACTURING KURNOOL												
SCHEDULES FORMING PART OF BALANCE SHEET AS AT 31.03.2024												
SCHEDULE - 4 - FIXED ASSETS											(Amount in Rupees)	
S.No	DESCRIPTIONS	Rate	GROSS BLOCK			DEPRECIATION				NET BLOCK		
			Opg Balance 01.04.2023	Additions	Deductions	Cl Balance 31.03.2024	Dep Opening Balance	Depreciation for the year	Deduction / Adjustments	Total Depreciation	31.03.2024	31.03.2023
1	Land	0	-	-	-	-	-	-	-	-	-	-
2	Site Development	0	22,538,658	-	-	22,538,658	-	-	-	-	22,538,658	22,538,658
3	Buildings											
	Academic & Admin Block BL1	2	108,401,411	674,821	-	109,076,232	8,481,942	2,190,620	-	10,672,562	98,403,670	99,919,469
	Kalam Hall of Residency BL7A	2	71,632,981	-	-	71,632,981	5,715,682	1,432,660	-	7,148,342	64,484,639	65,917,299
	Kalpana Chawla Hall of Residency BL2	2	70,287,663	-	-	70,287,663	5,463,442	1,405,753	-	6,869,195	63,418,468	64,824,221
	Other Buildings	2	-	1,593,879,270	-	1,593,879,270	-	37,347,022	-	37,347,022	1,556,532,248	0
4	Roads & Bridges	2	54,061,878	-	-	54,061,878	4,033,487	1,081,238	-	5,114,725	48,947,153	50,028,391
5	Tubewells & Water Supply	2	-	-	-	-	-	-	-	-	-	-
6	Sewarage & Drainage	2	-	-	-	-	-	-	-	-	-	-
7	Electrical Installation and Equipment	5	29,359,420	59,379	-	29,418,799	3,085,512	1,470,940	-	4,556,452	24,862,347	26,273,908
8	Plant & Machinery	5	725,022	2,250,465	-	2,975,487	36,251	261,297	-	297,548	2,677,939	688,771
9	Scientific & Laboratory Equipment	8	36,818,948	45,543,518	-	82,362,466	8,770,202	6,827,170	-	15,597,372	66,765,094	28,048,746
10	Office Equipment	7.5	16,409,594	1,132,090	-	17,541,684	2,819,892	1,315,626	-	4,135,518	13,406,166	13,589,702
11	Audio Visual Equipment	7.5	2,301,789	2,266,217	-	4,568,006	555,960	426,992	-	982,952	3,585,054	1,745,829
12	Computers & Peripherals	20	45,610,081	3,619,776	204,975	49,024,882	26,997,712	10,145,665	122,985	37,020,392	12,004,490	18,612,369
13	Furniture, Fixtures & Fittings	7.5	35,581,130	23,144,175	-	58,725,305	8,614,295	4,216,973	-	12,831,268	45,894,037	26,966,835
14	Vehicles	10	248,000	248,000	248,000	248,000	24,800	49,600	24,800	49,600	198,400	223,200
15	Lib Books & Scientific Journals	10	9,021,043	337,761	49,465	9,309,339	2,639,638	882,595	24,733	3,497,500	5,811,839	6,381,405
16	Small Value of assets	100	-	-	-	-	-	-	-	-	-	-
17	Land Scaping & Horticulture	10	-	-	-	-	-	-	-	-	-	-
18	SERB Capital Expenses	0	-	-	-	-	-	-	-	-	-	-
	Tota (A)		502,997,619	1,673,155,472	502,440	2,175,650,650	77,238,815	69,054,151	172,517.50	146,120,449	2,029,530,201	425,758,803
19	Capital Work in progress (B)		1,298,284,489	602,184,466	1,593,879,270	306,589,685	-	-	-	-	306,589,685	1,298,284,489
S.No	Intangible Assets	Rate	Opening Balance 01.04.2023	Additions	Deductions	Cl Balance 31.03.2024	Dep / Amortization Opening Balance	Depreciation / Amortization for the year	Deduction / Adjustments	Total Depreciation / Amortization	31.03.2024	31.03.2023
20	Computer Software	40	15,477,982	5,880,258	-	21,358,240	14,353,976	3,389,299	-	17,743,275	3,614,965	1,124,006
21	E-Journals	100	-	-	-	-	-	-	-	-	-	-
22	Patents		-	-	-	-	-	-	-	-	-	-
	Total (C)		15,477,982	5,880,258	-	21,358,240	14,353,976	3,389,299	-	17,743,275	3,614,965	1,124,006
	Grand Total(A+B+C)		1,816,760,090	2,281,220,196	1,594,381,710	2,503,598,575	91,592,791	72,443,451	172,517.50	163,863,724	2,339,734,851	1,725,167,298
	PREVIOUS YEAR		954,311,094	862,941,081	492,086	1,816,760,089	65,695,876	26,034,012	137,097	91,592,791	1,725,167,298	888,615,218

INDIAN INSTITUTE OF INFORMATION TECHNOLOGY DESIGN AND MANUFACTURING KURNOOL												
SCHEDULES FORMING PART OF BALANCE SHEET AS AT 31.03.2024												
(Amount in Rupees)												
SCHEDULE - 4A - PLAN												
S.No	DESCRIPTIONS	Rate	GROSS BLOCK			DEPRECIATION				NET BLOCK		
			Opg Balance 01.04.2023	Additions	Deductions	CI Balance 31.03.2024	Dep Opening Balance	Depreciation for the year	Deduction / Adjustments	Total Depreciation	31.03.2024	31.03.2023
1	Land	0	-	-	-	-	-	-	-	-	-	-
2	Site Development	0	22,538,658	-	-	22,538,658	-	-	-	-	22,538,658	22,538,658
3	Buildings											
	Academic & Admin Block BL1	2	108,401,411	674,821	-	109,076,232	8,481,942	2,190,620	-	10,672,562	98,403,670	99,919,469
	Kalam Hall of Residency BL7A	2	71,632,981	-	-	71,632,981	5,715,682	1,432,660	-	7,148,342	64,484,639	65,917,299
	Kalpana Chawla Hall of Residency BL2	2	70,287,663	-	-	70,287,663	5,463,442	1,405,753	-	6,869,195	63,418,468	64,824,221
	Other Buildings	2	-	1,593,879,270	-	1,593,879,270	-	37,347,022	-	37,347,022	1,556,532,248	-
4	Roads & Bridges	2	54,061,878	-	-	54,061,878	4,033,487	1,081,238	-	5,114,725	48,947,153	50,028,391
5	Tubewells & Water Supply	2	-	-	-	-	-	-	-	-	-	-
6	Sewarage & Drainage	2	-	-	-	-	-	-	-	-	-	-
7	Electrical Installation and Equipment	5	29,359,420	59,379	-	29,418,799	3,085,512	1,470,940	-	4,556,452	24,862,347	26,273,908
8	Plant & Machinery	5	725,022	2,250,465	-	2,975,487	36,251	261,297	-	297,548	2,677,939	688,771
9	Scientific & Laboratory Equipment	8	35,419,787	41,800,549	-	77,220,336	8,770,202	6,091,093	-	14,861,295	62,359,041	26,649,585
10	Office Equipment	7.5	16,409,594	1,132,090	-	17,541,684	2,819,892	1,315,626	-	4,135,518	13,406,166	13,589,702
11	Audio Visual Equipment	7.5	2,301,789	2,266,217	-	4,568,006	555,960	426,992	-	982,952	3,585,054	1,745,829
12	Computers & Peripherals	20	45,110,591	460,212	204,975	45,365,828	26,997,712	9,114,161	122,985	35,988,888	9,376,940	18,112,879
13	Furniture, Fixtures & Fittings	7.5	35,581,130	22,548,211	-	58,129,341	8,614,295	4,172,276	-	12,786,571	45,342,770	26,966,835
14	Vehicles	10	248,000	-	248,000	-	24,800	-	24,800	-	-	223,200
15	Lib Books & Scientific Journals	10	9,021,043	337,761	49,465	9,309,339	2,639,638	882,595	24,733	3,497,500	5,811,839	6,381,405
16	Small Value of assets	100	-	-	-	-	-	-	-	-	-	-
17	Land Scaping & Horticulture	10	-	-	-	-	-	-	-	-	-	-
18	SERB Capital Expenses	0	-	-	-	-	-	-	-	-	-	-
	Tota (A)		501,098,968	1,665,408,975	502,440	2,166,005,502	77,238,815	67,192,272	172,517.50	144,258,570	2,021,746,932	423,860,152
19	Capital Work in progress (B)		1,298,284,489	602,184,466	1,593,879,270	306,589,685	-	-	-	-	306,589,685	1,298,284,489
S.No	Intangible Assets	Rate	Opening Balance 01.04.2023	Additions	Deductions	CI Balance 31.03.2024	Dep / Amortization Opening Balance	Depreciation / Amortization for the year	Deduction / Adjustments	Total Depreciation / Amortization	31.03.2024	31.03.2023
20	Computer Software	40	15,477,982	5,880,258	-	21,358,240	14,353,976	3,389,299	-	17,743,275	3,614,965	1,124,006
21	E-Journals	100	-	-	-	-	-	-	-	-	-	-
22	Patents		-	-	-	-	-	-	-	-	-	-
	Total (C)		15,477,982	5,880,258	-	21,358,240	14,353,976	3,389,299	-	17,743,275	3,614,965	1,124,006
	Grand Total(A+B+C)		1,814,861,439	2,273,473,699	1,594,381,710	2,493,953,427	91,592,791	70,581,571	172,517.50	162,001,845	2,331,951,582	1,723,268,647
	PREVIOUS YEAR		954,311,094	862,941,081	492,086	1,816,760,089	65,695,876	26,034,012	137,097	91,592,791	1,725,167,298	888,615,218

INDIAN INSTITUTE OF INFORMATION TECHNOLOGY DESIGN AND MANUFACTURING KURNOOL												
SCHEDULES FORMING PART OF BALANCE SHEET AS AT 31.03.2024												
SCHEDULE - 4B - NON PLAN											(Amount in Rupees)	
S.No	DESCRIPTIONS	Rate	GROSS BLOCK			DEPRECIATION				NET BLOCK		
			Opg Balance 01.04.2023	Additions	Deductions	Cl Balance 31.03.2024	Dep Opening Balance	Depreciation for the year	Deduction / Adjustments	Total Depreciation	31.03.2024	31.03.2023
1	Land	2	-	-	-	-	-	-	-	-	-	-
2	Site Development	2	-	-	-	-	-	-	-	-	-	-
3	Buildings	2	-	-	-	-	-	-	-	-	-	-
4	Roads & Bridges	2	-	-	-	-	-	-	-	-	-	-
5	Tubewells & Water Supply	2	-	-	-	-	-	-	-	-	-	-
6	Sewarage & Drainage	2	-	-	-	-	-	-	-	-	-	-
7	Electrical Installation and Equipment	5	-	-	-	-	-	-	-	-	-	-
8	Plant & Machinery	5	-	-	-	-	-	-	-	-	-	-
9	Scientific & Laboratory Equipment	8	-	-	-	-	-	-	-	-	-	-
10	Office Equipment	7.5	-	-	-	-	-	-	-	-	-	-
11	Audio Visual Equipment	7.5	-	-	-	-	-	-	-	-	-	-
12	Computers & Peripherals	20	-	-	-	-	-	-	-	-	-	-
13	Furniture, Fixtures & Fittings	7.5	-	-	-	-	-	-	-	-	-	-
14	Vehicles	10	-	-	-	-	-	-	-	-	-	-
15	Lib Books & Scientific Journals	10	-	-	-	-	-	-	-	-	-	-
16	Small Value of assets	100	-	-	-	-	-	-	-	-	-	-
	Tota (A)		-	-	-	-	-	-	-	-	-	-
17	Capital Work in progress (B)		-	-	-	-	-	-	-	-	-	-
S.No	Intangible Assets	Rate	Opening Balance 01.04.2023	Additions	Deductions	Cl Balance 31.03.2024	Dep / Amortization Opening Balance	Depreciation / Amortization for the year	Deduction / Adjustments	Total Depreciation / Amortization	31.03.2024	31.03.2023
18	Computer Software	40	-	-	-	-	-	-	-	-	-	-
19	E-Journals	100	-	-	-	-	-	-	-	-	-	-
20	Patents		-	-	-	-	-	-	-	-	-	-
	Total (C)		-	-	-	-	-	-	-	-	-	-
	Grand Total(A+B+C)		-	-	-	-	-	-	-	-	-	-

INDIAN INSTITUTE OF INFORMATION TECHNOLOGY DESIGN AND MANUFACTURING KURNOOL												
SCHEDULES FORMING PART OF BALANCE SHEET AS AT 31.03.2024												
SCHEDULE 4C - INTANGIBLE ASSETS												
S.No	DESCRIPTIONS	GROSS BLOCK				DEPRECIATION				NET BLOCK		
		Opg Balance 01.04.2023	Additions	Deductions	Cl Balance 31.03.2024	Dep / Amortization Opening Balance	Depreciation / Amortization for the year	Deduction / Adjustments	Total Depreciation / Amortization	31.03.2024	31.03.2023	
1	Patents & Copyrights	-	-	-	-	-	-	-	-	-	-	
2	Computer Software	-	-	-	-	-	-	-	-	-	-	
3	E-Journals	-	-	-	-	-	-	-	-	-	-	
	Total	-	-	-	-	-	-	-	-	-	-	
SCHEDULE 4D - OTHERS												
(Amount in Rupees)												
S.No	DESCRIPTIONS	Rate	GROSS BLOCK				DEPRECIATION				NET BLOCK	
			Opg Balance 01.04.2023	Additions	Deductions	Cl Balance 31.03.2024	Dep Opening Balance	Depreciation for the year	Deduction / Adjustments	Total Depreciation	31.03.2024	31.03.2023
1	Land	2	-	-	-	-	-	-	-	-	-	
2	Site Development	2	-	-	-	-	-	-	-	-	-	
3	Buildings	2	-	-	-	-	-	-	-	-	-	
4	Roads & Bridges	2	-	-	-	-	-	-	-	-	-	
5	Tubewells & Water Supply	2	-	-	-	-	-	-	-	-	-	
6	Sewarage & Drainage	2	-	-	-	-	-	-	-	-	-	
7	Electrical Installation and Equipment	5	-	-	-	-	-	-	-	-	-	
8	Plant & Machinery	5	-	-	-	-	-	-	-	-	-	
9	Scientific & Laboratory Equipment	8	1,399,161	3,742,969	-	5,142,130	-	736,077	-	736,077	4,406,053	
10	Office Equipment	7.5	-	-	-	-	-	-	-	-	-	
11	Audit Visual Equipment	7.5	-	-	-	-	-	-	-	-	-	
12	Computers & Peripherals	20	499,490	3,159,564	-	3,659,054	-	1,031,505	-	1,031,505	2,627,549	
13	Furniture, Fixtures & Fittings	7.5	-	595,964	-	595,964	-	44,697	-	44,697	551,267	
14	Vehicles	10	-	248,000	-	248,000	-	49,600	-	49,600	198,400	
15	Lib Books & Scientific Journals	10	-	-	-	-	-	-	-	-	-	
16	Small Value of assets	100	-	-	-	-	-	-	-	-	-	
	Tota		1,898,651	7,746,497	-	9,645,148	-	1,861,879	-	1,861,879	7,783,269	
17	Capital Work in progress		-	-	-	-	-	-	-	-	-	
	Grand Total		1,898,651	7,746,497	-	9,645,148	-	1,861,879	-	1,861,879	7,783,269	

SCHEDULE 4© (i) PATENTS AND COPYRIGHTS

PARTICULARS	Op Balance	Addition	Gross	Amortization	Net Block 31.03.2024	Net Block 31.03.2023
A. Patents Granted						
1. Balance as on 31.03.22 of Patents obtained in 2008-09 (Original Value - Rs...../-)	0	0	0	0	0	0
2. Balance as on 31.03.22 of Patents obtained in 2010-11 (Original Value - Rs...../-)	0	0	0	0	0	0
3. Balance as on 31.03.22 of Patents obtained in 2012-13 (Original Value - Rs...../-)	0	0	0	0	0	0
4. Patents granted during the current year	0	0	0	0	0	0
Total	0	0	0	0	0	0

PARTICULARS	Op Balance	Addition	Gross	Amortization	Net Block 31.03.2024	Net Block 31.03.2023
B. Patents pending in respect of Patents applied for						
1. Expenditure incurred during 2009-10 to 2011-12	0	0	0	0	0	0
2. Expenditure incurred during 2012-13	0	0	0	0	0	0
3. Expenditure incurred during 2013-14	0	0	0	0	0	0
Total	0	0	0	0	0	0

C. Grand Total (A+B)	0	0	0	0	0	0
-----------------------------	----------	----------	----------	----------	----------	----------

INDIAN INSTITUTE OF INFORMATION TECHNOLOGY DESIGN AND MANUFACTURING KURNOOL
SCHEDULES FORMING PART OF BALANCE SHEET

SCHEDULE 5 - INVESTMENTS FROM EARMARKED / ENDOWMENT FUNDS	2023-24	2022-23
1. In Central Government Securities	0	0
2. In State Government Securities	0	0
3. Other Approved Securities	0	0
4. Shares	0	0
5. Debentures and Bonds	0	0
6. Term Deposits with Banks	289,941,967	200,000
7. Others (to be specified)	0	0
TOTAL	289,941,967	200,000

SCHEDULE 6 - INVESTMENTS - OTHERS	2023-24	2022-23
1. In Central Government Securities	0	0
2. In State Government Securities	0	0
3. Other Approved Securities	0	0
4. Shares	0	0
5. Debentures and Bonds	0	0
6. Others (to be specified)	0	0
TOTAL	0	0

SCHEDULE 5(A): INVESTMENTS FROM EARMARKED / ENDOWMENT FUNDS (FUND WISE)

SI No	FUNDS	CURRENT YEAR	PREVIOUS YEAR
1	DVLS Gold Medal Fund Deposit	206,960	200,000
2	Corpus Fund Fixed Deposit	289,735,007	-
	Total	289,941,967	200,000

INDIAN INSTITUTE OF INFORMATION TECHNOLOGY DESIGN AND MANUFACTURING KURNOOL
SCHEDULES FORMING PART OF BALANCE SHEET

SCHEDULE 7 - CURRENT ASSETS	2023-24	2022-23
1. Stock:		
a) Stores and Spares		
--- Stores and Spares	0	0
--- Loose Tools	0	0
--- Publications	0	0
--- Laboratory chemicals, consumables and glassware	0	0
--- Building Material	0	0
--- Electrical Material	0	0
--- Stationery	0	0
--- Water supply material	0	0
2. Sundry Debtors:		
a) Debts outstanding for a period exceeding six months	0	0
b) Others	1,210,593	580,373
c) Tuition Fee Receivable	2,219,251	1,732,795
3. Cash and Bank Balances		
a) Cash Balance in hand(incl cheques / drafts and imprest)		
- Main Cash Balance	0	0
- Petty Cash Balance	0	0
- Imprest with department	0	0
b) With Scheduled Banks:		
- In Current Accounts	19,336,614	1,868,786
- In Term Deposit Accounts - STDR (Corpus Funds)		200,419,174
- In Term Deposit Accounts - STDR	50,380,000	5,269,677
- In Savings Accounts	268,063,409	12,850,236
c) With Non-Scheduled banks:		
- In Current Accounts	0	10,100
- In Term Deposit Accounts (HDFC)	0	15,514,587
- In Savings Accounts	32,671,675	47,065,999
4. Post Office- Savings Accounts	0	0
TOTAL	373,881,543	285,311,727

ANNEXURE A		Amount In Rupees
I.	Savings Bank Accounts	
	1 Grants From UGC A/c	-
	2 University Receipts A/c	-
	3 Scholarship A/c	-
	4 Academic Fee receipt A/c - HDFC - 42350	10,551,830
	5 Development (Plan) A/c	-
	6 Combine Entrance Exams (CBT) A/c	-
	7 UGC Plan Fellowship A/c	-
	8 Corpus Fund A/c	-
	9 Sponsored Projects Fund A/c - SBI - CICT - 3908	-
	10 Sponsored Fellowship A/c	-
	11 Endowment & Chair A/c (EMF)	-
	12 UGC JRF Fellowship A/c (EMF)	-
	13 HBA Fund A/c (EMF)	-
	14 Conveyance A/c (EMF)	-
	15 UGC Rajiv Gandhi National Fellowship A/c (EMF)	-
	16 Academic Development Fund A/c (EMF)	-
	17 Deposit A/c	-
	18 Student Fund A/c	-
	19 Student Aid Fund A/c	-
	20 Plan Grants For Specific Schemes	-
	21 Others	
	--- SBI - 6501	9,668
	--- SBI - 7878	268,053,741
	--- SBI - 7844	-
	--- HDFC - 5898	22,113,870
	--- ICICI - 1024	5,976
II.	Current Account	
	1 Canara Bank - 2129	6,111
	2 Canara Bank Escrow - 2132	-
	3 Canara Bank - 2130	30
	4 Canara Bank - 2131	30
	5 ICICI - 5549	-
	6 SBI R&D-2452	16,539,136
	7 SBI - 5974	2,087,093
	8 SBI - 1129	-
	10 SBI - CICT - 3908	-
	11 SBI - Corpus - 6299	704,214
III.	Term Deposits With Schedule Bank	
	1 State Bank of India - STDR	-
	2 State Bank of India - STDR	50,380,000
iv	Term Deposits with Non-Schedule Banks	
	1 HDFC Bank Ltd	-
Total		370,451,699

INDIAN INSTITUTE OF INFORMATION TECHNOLOGY DESIGN AND MANUFACTURING KURNOOL
SCHEDULES FORMING PART OF BALANCE SHEET

SCHEDULE 8 - LOANS, ADVANCES & DEPOSITS	2023-24	2022-23
1. Advances to employees (Non-interest bearing):		
a) Salary	0	0
b) Festival	0	0
c) LTC	97,549	0
d) Others (to be specified)	12,891	0
2. Long Term Advances to employees (Interest bearing)		
a) Vehicle loan	0	0
b) Home Loan	0	0
c) Others (to be specified)	0	0
3. Advances and other amounts recoverable in cash or in kind or for value to be received:		
a) On Capital Account	0	0
b) To Suppliers - CPWD Advance		
--- CPWD	199,042,717	158,581,895
--- Others	0	131,904
c) Others - CICT Advance		
--- CICT Advance	0	500,000
--- Advance for Expenses	0	43,550
4. Prepaid Expenses		
a) Insurance	0	0
b) Other Expenses	3,639,610	3,364,541
5. Deposits		
a) Telephone	0	0
b) Lease Rent	0	32,000
c) Electricity	1,712,140	1,645,540
d) AICTE, if applicable	0	0
e) Others(to be specified) - IT TDS	317,617	101,164

INDIAN INSTITUTE OF INFORMATION TECHNOLOGY DESIGN AND MANUFACTURING KURNOOL
SCHEDULES FORMING PART OF BALANCE SHEET

6. Income Accrued:		
a) On Investments from Earmarked/ Endowment Funds	0	0
b) On Investments- Others	1,051,117	730,566
c) On Loans and Advances	0	0
d) Others (includes income due unrealized)	0	0
7. Other Current Assets receivable from UGC / sponsored projects		
a) Debit balances in Sponsored Projects	4,923	0
b) Debit balances in Sponsored Fellowship & Scholarship	0	0
c) Grants Recoverable	0	0
d) Other receivables from UGC	0	0
8. Claims Receivable	0	267,375
TOTAL	205,878,564	165,398,535

Indian Institute of Information Technology Design and Manufacturing Kurnool
INCOME AND EXPENDITURE ACCOUNT FOR THE YEAR ENDED 31ST MARCH 2024

PARTICULARS	SCHEDULE	2023-24	2022-23
INCOME			
Academic Receipts	9	97,533,789	91,185,829
Grants / Subsidies	10	95,000,000	69,900,000
Income from Investments	11	260,143	0
Interest Earned	12	5,880,028	21,812,131
Other Income	13	49,132,885	39,396,192
Prior Period Income	14	648,521	0
Overhead Charges on Sponsored Projects		0	0
Sponsored Projects Grants to the extent spent for consumables		0	0
TOTAL (A)		248,455,366	222,294,152
EXPENDITURE			
Staff Payments & Benefits (Establishment Expenses)	15	99,073,279	90,393,767
Academic Expenses	16	16,778,625	12,237,104
Administrative and General Exp	17	111,006,437	48,189,273
Transportation expenses	18	2,922,464	4,819,656
Repairs & Maintenance	19	2,469,269	3,338,928
Finance Cost	20	166,577	88,899
Depreciation	4	66,231,345	26,034,012
Other Expenses	21	0	0
Prior Period Expenses	22	14,000,741	398,445
TOTAL (B)		312,648,736	185,500,084
Balance being excess of Income over Expenditure (A-B)		-64,193,370	36,794,068
Less : Transfer to Corpus Fund			86,939,170
a) Tution Fee : 8,31,01,030			
b) Overhead Charges of Sponsored Projects : 9,96,460		84,097,490	
TOTAL (B) : 8,40,97,490			
Others if Any			
Balance being surplus (Deficit) carried to Capital Fund		-148,290,860	-50,145,102

INDIAN INSTITUTE OF INFORMATION TECHNOLOGY DESIGN AND MANUFACTURING KURNOOL
SCHEDULES FORMING PART OF INCOME AND EXPENDITURE ACCOUNT FOR THE YEAR

SCHEDULE 9- ACADEMIC RECEIPTS

FEE FROM STUDENTS	2023-24	2022-23
A. Academic		
1. Tution fee	92,539,997	86,590,402
2. Admission fee	1,656,000	4,329,915
3. Enrolment fee	0	0
4. Library Admission fee	1,201,650	0
5. Laboratory fee	0	0
6. Art & Craft fee	0	0
7. Registration fee	0	0
8. Syllabus fee	0	0
TOTAL (A)	95,397,647	90,920,317
B. Examinations		
1. Admission Test fee	0	0
2. Annual Examination fee	471,000	0
3. Marksheet, Certificate fee	0	0
4. Entrance Examination Fee - Transcripts / Supplementary Fee	275,497	243,024
TOTAL (B)	746,497	243,024
C. Other fees		
1. Identity Card fee	0	0
2. Fine/ Miscellaneous fee	268,270	22,488
3. Medical fee	1,121,375	0
4. Transportation fee	0	0
5. Hostel fee	0	0
TOTAL (C)	1,389,645	22,488
D. Sale of Publications		
1. Sale of Admission forms	0	0
2. Sale of Syllabus and Question paper, etc.	0	0
3. Sale of Prospectus including admission forms	0	0
TOTAL (D)	0	0
E. Other Academic Receipts		
1. Registration fee for workshops, programmes	0	0
2. Registration fees (Academic Staff College)	0	0
TOTAL (E)	0	0
GRAND TOTAL (A+B+C+D)	97,533,789	91,185,829

INDIAN INSTITUTE OF INFORMATION TECHNOLOGY DESIGN AND MANUFACTURING KURNOOL
SCHEDULES FORMING PART OF INCOME AND EXPENDITURE ACCOUNT FOR THE YEAR

SCHEDULE 10 - GRANTS / SUBSIDIES (IRREVOCABLE GRANTS RECEIVED)

	PLAN			TOTAL PLAN	NON PLAN / UGC	2023-24	2022-23
	GOVT OF INDIA	UGC					
		PLAN	SPC SCHEME				
Balance B/f	219,492,460	0	0	219,492,460	0	219,492,460	582,398,441
Add: Receipts during the year+C/Yr Adj	1,160,934,701	0	0	1,160,934,701	0	1,160,934,701	569,900,000
Total	1,380,427,161	0	0	1,380,427,161	0	1,380,427,161	1,152,298,441
Less: Refunded to UGC	0	0	0	0	0	0	0
Balance	1,380,427,161	0	0	1,380,427,161	0	1,380,427,161	1,152,298,441
Less: Utilized for Capital Expenditure (A)	676,935,286	0	0	676,935,286	0	676,935,286	862,905,981
Balance	703,491,875	0	0	703,491,875	0	703,491,875	289,392,460
Less: Utilized for Revenue Expenditure (B)	95,000,000	0	0	95,000,000	0	95,000,000	69,900,000
TOTAL	608,491,875	0	0	608,491,875	0	608,491,875	219,492,460

INDIAN INSTITUTE OF INFORMATION TECHNOLOGY DESIGN AND MANUFACTURING KURNOOL
SCHEDULES FORMING PART OF INCOME AND EXPENDITURE ACCOUNT FOR THE YEAR

SCHEDULE 11- INCOME FROM INVESTMENTS

	Earmarked / Endowment Funds		Other Investments	
	2023-24	2022-23	2023-24	2022-23
1. Interest				
a) On Govt. Securities	-	-	-	-
b) Other Bonds/ Debentures	-	-	-	-
2. Interest on Term Deposits	8,343,278	-	260,143	-
3. Income accrued but not due on Term Deposits / Interest bearing advances to employees	-	-	-	-
4. Interest on Savings Bank Accounts	-	34,747	-	-
4. Others (Specify)	-	-	-	-
TOTAL	8,343,278	34,747	260,143	-
TRANSFERRED TO EARMARKED/ ENDOWMENT FUNDS	8,343,278	34,747		

INDIAN INSTITUTE OF INFORMATION TECHNOLOGY DESIGN AND MANUFACTURING KURNOOL
SCHEDULES FORMING PART OF INCOME AND EXPENDITURE ACCOUNT FOR THE YEAR

SCHEDULE 12- INTEREST EARNED

Particulars	2023-24	2022-23
1. On Savings Accounts with Scheduled Banks	5,837,397	3,097,839
On Bank Fixed Deposits (Corpus)	0	6,209,221
On Bank Fixed Deposits (Other)	0	12,505,071
ON Bank Fixed Deposits (R&D)	0	0
2. On Loans		
a) Employees / Staff	0	0
b) Others	0	0
3. On Debtors and Other Receivables - APSPDCL ACD Interest	42,631	0
TOTAL	5,880,028	21,812,131

SCHEDULE 13- OTHER INCOME

Particulars	2023-24	2022-23
A. Income from Land & Building		
1. Hostel Room Rent & Dining Charges	43,573,391	37,415,867
2. License fee	481,110	40,000
3. Hire Charges of Auditorium/Play ground/Convention Centre, etc. (Guest House)	473,400	68,600
4. Electricity Charges recovered	232,144	222,699
5. Water Charges recovered	16,100	103,600
Total (A)	44,776,145	37,850,766
B. Sale of Institute's Publications	0	0
C. Income from holding events		
1. Gross Receipts from annual function/sports caenival	0	0
Less : Direct Expenditure incurred on the annual function/sports carnival	0	0
2. Gross Receipts from fetes	0	0
Less : Direct Expenditure incurred on the fetes	0	0
3. Gross Receipts for educational tours	0	0
Less : Direct Expenditure incurred on the tours	0	0
4. Others (to be specified and separately disclosed)	0	0
TOTAL(C)	0	0

INDIAN INSTITUTE OF INFORMATION TECHNOLOGY DESIGN AND MANUFACTURING KURNOOL
SCHEDULES FORMING PART OF INCOME AND EXPENDITURE ACCOUNT FOR THE YEAR

D. Others		
1. Income from Consultancy	996,460	470,000
2. RTI Fees	0	0
3. Income from Royalty	0	0
4. Sale of application form (recruitment)	127,500	276,569
5. Misc. receipts (Sale of tender form, waste paper, etc.)		
--- Miscellaneous Receipts	251,361	789,357
--- Tender Application Fee	0	9,500
a) Owned Assets	0	0
b) Assets acquired out of grants, or received free of cost	0	0
6. Grants / Donations from Institutions, Welfare Bodies and International Organizations	0	0
7. Others (Specify)		
--- Theory Classes	0	0
--- Liquidated Damages including interest	2,981,420	0
TOTAL(D)	4,356,741	1,545,426
GRAND TOTAL (A+B+C+D)	49,132,885	39,396,192

SCHEDULE 14- PRIOR PERIOD INCOME

Particulars	2023-24	2022-23
1. Academic Receipts	0	0
2. Income from Investments	0	0
3. Interest Income - ACD Interest 22-23	16,491	0
4. Other Income	632,030	0
TOTAL	648,521	0

INDIAN INSTITUTE OF INFORMATION TECHNOLOGY DESIGN AND MANUFACTURING KURNOOL
SCHEDULES FORMING PART OF INCOME AND EXPENDITURE ACCOUNT FOR THE YEAR

SCHEDULE 15- STAFF PAYMENTS & BENEFITS	2023-24			2022-23		
	PLAN	NON PLAN	TOTAL	PLAN	NON PLAN	TOTAL
a) Salaries and Wages	94,545,759	0	94,545,759	66,421,362	0	66,421,362
b) Allowances and Bonus - Bonus for Non Teaching Staff	0	0	0	0	0	0
c) Contribution to Provident Fund	0	0	0	0	0	0
d) Contribution to Other Fund (Specify) - NPS	0	0	0	0	0	0
e) Staff Welfare Expenses (CPDA)	0	0	0	0	0	0
f) Retirement and Terminal Benefits	0	0	0	990,214	0	990,214
g) LTC facility	615,070	0	615,070	230,386	0	230,386
h) Medical facility	1,531,427	0	1,531,427	1,027,242	0	1,027,242
i) Children Education Allowance	1,597,500	0	1,597,500	216,000	0	216,000
j) Honorarium	8,000	0	8,000	2,501,944	0	2,501,944
k) Others (Specify)	0	0	0	0	0	0
--- Outsourcing Salaries / Security Services	0	0	0	18,753,439	0	18,753,439
--- Leave Encashment	430,617	0	430,617	0	0	0
--- Telephone Allownce	344,906	0	344,906	253,180	0	253,180
TOTAL	99,073,279	0	99,073,279	90,393,767	0	90,393,767

INDIAN INSTITUTE OF INFORMATION TECHNOLOGY DESIGN AND MANUFACTURING KURNOOL
SCHEDULES FORMING PART OF INCOME AND EXPENDITURE ACCOUNT FOR THE PERIOD FROM 01/04/2023 TO 31/03/2024

SCHEDULE 15A - EMPLOYEES RETIREMENT AND TERMINAL BENEFITS

	PENSION	GRATUITY	LEAVE ENCASHEMENT	TOTAL
Opening Balance as on 01.04.2023	-	-	-	-
Addition: Capitalized value of contributions received from organizations	-	-	-	-
Total (a)	-	-	-	-
Less: Actual Payment during the year (b)	-	-	-	-
Balance Available as on 31.03.2023 C(a-b)	-	-	-	-
Provision required on 31.03.2023 as per Acturial Valuation	-	-	-	-
A. Provision to be made in the Current Year	-	-	-	-
B. Contribution to New Pension Scheme	-	-	-	-
C. Medical Reimbursement to Retired Employees	-	-	-	-
D. Travel to hometown on Retirement	-	-	-	-
E. Deposit Linked Insurance Payment	-	-	-	-
TOTAL (A+B+C+D)	-	-	-	-

INDIAN INSTITUTE OF INFORMATION TECHNOLOGY DESIGN AND MANUFACTURING KURNOOL
SCHEDULES FORMING PART OF INCOME AND EXPENDITURE ACCOUNT FOR THE YEAR

SCHEDULE 16- ACADEMIC EXPENSES	2023-24			2022-23		
	PLAN	NON PLAN	TOTAL	PLAN	NON PLAN	TOTAL
a) Laboratory Expenses	647,206	0	647,206	597,790	0	597,790
b) Field work/ Participation in Conferences	0	0	0	0	0	0
c) Expenses on Seminars / Workshops	0	0	0	0	0	0
d) Payment to Visiting Faculty - Guest Lectures - Honorarium	3,685,000	0	3,685,000	2,765,806	0	2,765,806
e) Examination	21,000	0	21,000	7,234	0	7,234
f) Student Welfare expenses hostel	0	0	0	0	0	0
g) Admission expenses	0	0	0	1,950	0	1,950
h) Convocation expenses	2,161,429	0	2,161,429	1,894,801	0	1,894,801
i) Publications	0	0	0	0	0	0
j) Stipend/ means-cum-merit scholarship	8,983,090	0	8,983,090	5,764,072	0	5,764,072
k) Subscription expenses	1,137,046	0	1,137,046	1,065,527	0	1,065,527
l) Others (Specify)	0	0	0	0	0	0
--- Library Expenses	93,854	0	93,854	10,379	0	10,379
--- Contingency Fund	50,000	0	50,000	0	0	0
--- Research Seed Money	0	0	0	129,545	0	129,545
TOTAL	16,778,625	0	16,778,625	12,237,104	0	12,237,104

INDIAN INSTITUTE OF INFORMATION TECHNOLOGY DESIGN AND MANUFACTURING KURNOOL
SCHEDULES FORMING PART OF INCOME AND EXPENDITURE ACCOUNT FOR THE YEAR

SCHEDULE 17- ADMINISTRATIVE AND GENERAL EXPENSES	2023-24			2022-23		
	PLAN	NON PLAN	TOTAL	PLAN	NON PLAN	TOTAL
A. Infrastructure						
a) Electricity and Power	11,284,903	0	11,284,903	3,591,844	0	3,591,844
b) Water charges	419,472	0	419,472	382,984	0	382,984
c) Insurance	1,024,784	0	1,024,784	0	0	0
d) Rent, Rates and Taxes (including property tax)	65,000	0	65,000	552,600	0	552,600
B. Communication						
e) Postage and telegram	33,186	0	33,186	19,947	0	19,947
f) Telephone, Fax and Internet Charges	2,588,564	0	2,588,564	2,658,200	0	2,658,200
C. Others						
g) Printing and Stationary (Consumption)	1,118,401	0	1,118,401	962,787	0	962,787
h) Travelling and Conveyance Expenses(Officers Establishments)	2,365,036	0	2,365,036	2,011,886	0	2,011,886
i) Hospitality	160,228	0	160,228	93,451	0	93,451
j) Auditor's Remuneration	553,000	0	553,000	360,000	0	360,000
k) Professional Charges - Retainer Fee	457,426	0	457,426	240,000	0	240,000
l) Advertisement and Publicity	240,500	0	240,500	294,000	0	294,000
m) Magazines and Journals	0	0	0	0	0	0
n) Others (Specify)	0	0	0	0	0	0
--- Office Expenses	0	0	0	49,272	0	49,272
--- Consumables	211,028	0	211,028	187,987	0	187,987
--- Inaguration Expenses /Event Expenses	1,358,006	0	1,358,006	643,074	0	643,074
--- Sports	1,901,318	0	1,901,318	2,777,663	0	2,777,663
--- Student Health Care (KIMS) - Hospital & Pharmacy	4,209,177	0	4,209,177	3,828,996	0	3,828,996
--- Recruitment Expenses	983,691	0	983,691	1,824,397	0	1,824,397
--- Student Hostel Expenses	37,730,096	0	37,730,096	26,403,371	0	26,403,371
--- Man power hiring & Security Charges	0	0	0	0	0	0
--- Research Seed Money	0	0	0	0	0	0
--- Software License Fee	0	0	0	0	0	0
--- Accounting Charges	0	0	0	0	0	0
--- Professional Development Allowance	2,185,935	0	2,185,935	832,806	0	832,806
--- Contract / Out Sourcing Salaries	38,823,184	0	38,823,184	0	0	0
--- Honorarium to others	2,117,900	0	2,117,900	0	0	0
--- Other Miscelleneous Expenses	1,175,603	0	1,175,603	474,009	0	474,009
TOTAL	111,006,437	0	111,006,437	48,189,273	0	48,189,274

INDIAN INSTITUTE OF INFORMATION TECHNOLOGY DESIGN AND MANUFACTURING KURNOOL
SCHEDULES FORMING PART OF INCOME AND EXPENDITURE ACCOUNT FOR THE YEAR

SCHEDULE 18- TRANSPORTATION EXPENSES	2023-24			2022-23		
	PLAN	NON PLAN	TOTAL	PLAN	NON PLAN	TOTAL
1. Vehicles (owned by educational institution)						
a) Running Expenses	173,426	0	173,426	0	0	0
b) Repairs and Maintenance	0	0	0	0	0	0
c) Insurance Expenses	0	0	0	0	0	0
2. Vehicles taken on Rent/ Lease						
a) Rent/ Lease Expenses	2,749,038	0	2,749,038	4,819,656	0	4,819,656
3. Vehicle (Taxi) hiring expenses - Car Rental / Hire charges	0	0	0	0	0	0
TOTAL	2,922,464	0	2,922,464	4,819,656	0	4,819,656

SCHEDULE 19- REPAIRS AND MAINTENANCE	2023-24			2022-23		
	PLAN	NON PLAN	TOTAL	PLAN	NON PLAN	TOTAL
a) Building	1,668,906	0	1,668,906	2,035,938	0	2,035,938
b) Furnitures and Fixtures	5,500	0	5,500	1,500	0	1,500
c) Plant and Machinery	0	0	0	184,977	0	184,977
d) Office Equipment	0	0	0	48,235	0	48,235
e) Computers	92,468	0	92,468	85,416	0	85,416
f) Laboratory & scientific equipment	123,352	0	123,352	390,080	0	390,080
g) Audio Visual Equipment	0	0	0	0	0	0
h) Cleaning Material & Services	165,217	0	165,217	130,413	0	130,413
i) Book binding charges	0	0	0	0	0	0
j) Gardening	0	0	0	0	0	0
k) Estate Maintenance	0	0	0	0	0	0
l) Others (Specify) - Generator Maintenance & Oil	413,826	0	413,826	462,369	0	462,369
TOTAL	2,469,269	0	2,469,269	3,338,928	0	3,338,928

INDIAN INSTITUTE OF INFORMATION TECHNOLOGY DESIGN AND MANUFACTURING KURNOOL
SCHEDULES FORMING PART OF INCOME AND EXPENDITURE ACCOUNT FOR THE YEAR

SCHEDULE 20- FINANCE COSTS	2023-24			2022-23		
	PLAN	NON PLAN	TOTAL	PLAN	NON PLAN	TOTAL
a) Bank Charges	30,472	0	30,472	88,899	0	88,899
b) Others (Specify) Interest to MHRD & Research Projects	136,105	0	136,105	0	0	0
TOTAL	166,577	0	166,577	88,899	0	88,899

SCHEDULE 21- OTHER EXPENSES	2023-24			2022-23		
	PLAN	NON PLAN	TOTAL	PLAN	NON PLAN	TOTAL
a) Provision for Bad and Doubtful Debts/ Advances	0	0	0	0	0	0
b) Irrecoverable Balances Written-off	0	0	0	0	0	0
c) Grants / Subsidies to other Institutions / Organizations	0	0	0	0	0	0
d) Others (Specify) SERB Conusmable Expenses	0	0	0	0	0	0
e) Others (Specify) Meeting Expenses				0	0	0
TOTAL	0	0	0	0	0	0

SCHEDULE 22- PRIOR PERIOD EXPENSES	2023-24			2022-23		
	PLAN	NON PLAN	TOTAL	PLAN	NON PLAN	TOTAL
1. Establishment Expenses	661,795	0	661,795	0	0	0
2. Academic Expenses	399,943	0	399,943	0	0	0
3. Administrative Expenses	882,989	0	882,989	60,000	0	60,000
4. Transportation Expenses	0	0	0	0	0	0
5. Repairs & Maintenance	0	0	0	0	0	0
---- Other Expenses / Interest paid to MHRD	5,868,708	0	5,868,708	319,889	0	319,889
---- Prior Period Depreciation	6,187,306	0	6,187,306	18,556	0	18,556
TOTAL	14,000,741	0	14,000,741	398,445	0	398,445

INDIAN INSTITUTE OF INFORMATION TECHNOLOGY DESIGN AND MANUFACTURING KURNOOL
RECEIPTS AND PAYMENTS FOR THE YEAR ENDED 2023-24

(Amount in Rupees)

RECEIPTS	2023-24	2022-23	PAYMENTS	2023-24	2022-23
I. Opening Balances:			I. Expenses		
--- Canara Bank - 2129	15,263	13	a) Establishment Expenses	99,073,279	90,393,767
--- Canara Bank ESCROW - 2132	-	-	b) Academic Expenses	16,778,625	12,237,104
--- Canara Bank - 2030	30	-	c) Administrative Expenses	111,006,437	48,189,274
--- Canara Bank - 2031	30	-	d) Transportation Expenses	2,922,464	4,819,656
--- ICICI-5529	10,100	10,000	e) Repairs & Maintenance	2,469,269	3,338,928
--- SBI - R&D - 2452	95,117	-	f) Other Expenses / Prior Period Expenses	7,813,435	60,000
--- ICICI - 1024	-	-	g) Finance Costs	166,577	88,899
--- SBI-6501	9,162	9,162			
--- SBI -7878	12,830,831	18,797,273	II. Payments made against Earmarked /		
--- ICICI - 8890	-	-	Endowment Funds		
--- SBI CA -5974	1,758,346	13,515	--- Earmarked Fund	-	-
--- SBI Kurnool Corpus 26299	10,243	1,347	--- Endowment Fund	20,381	6,012,467
--- RBI-10679401017 PMU	-	-			
--- HDFC 42350	35,250,886	195,105	III. Payments against Sponsored Projects /		
--- HDFC 85898 - Hostel	11,815,113	-	Schemes	-	-
--- RBI-10687701347-DSPQPKI	-	-			
--- SBI CICT 3908	-	55,586	IV. Payments against Sponsored Fellowships /		
--- APGB - 1166	-	-	Scholarships	-	-
--- BOM - 5062	-	-			
--- BOI - 10	-	-			
--- SBI - STAR-2902	-	-			
--- SBI-7844	-	1,108,878			
--- SBI Padur-1129	-	113,349			
II. Grants Received			V. Investments and Deposits made		
a) From Govt. of India			a) Out of Earmarked / Endowments funds	99,366,878	-
--- Towards Capital Fund	1,065,934,701	500,000,000	b) Out of Own funds	-	-
--- Towards Revenue Exp	116,200,000	69,900,000			
b) From State Government	-	-	VI. Term Deposits with Scheduled Banks	50,199,517	465,795,600
III. Academic Receipts (As per Annexure)	97,533,790	91,185,829	VII. Expenditure on Fixed Assets and Capital		
			Works - in - Progress		
IV. Receipts against Earmarked / Endowment Fund			a) Fixed Assets		
--- Earmarked Fund	-	-	i) Site Development / Buildings	674,821	734,567
--- Endowment Fund	8,360,913	-	ii) Electrical Installation & Equipment	59,379	15,895,557
			iii) Office Equipment	1,132,090	5,382,611
V. Receipts against Sponsored Projects / Schemes			iv) Scientific & Laboratory Equipment	41,800,549	11,768,080
a) Atal FDP Programme	-	-	v) Audio Visual Equipment	2,266,217	410,235
			vi) Computers & Peripherals	460,212	7,986,166
VI. Receipts against Sponsored Fellowships and			vii) Furniture, Fixtures & Fittings	22,548,211	10,154,745
Scholarships	-	-	ix) Lib. Books & Scientific Journals(Net)	337,761	1,850,591
			x) Plant & Machinery	2,250,465	725,022
			xi) Vehicles	-	248,000
			xii) Research ProjectsCapital Expenses	7,498,497	-

INDIAN INSTITUTE OF INFORMATION TECHNOLOGY DESIGN AND MANUFACTURING KURNOOL
RECEIPTS AND PAYMENTS FOR THE YEAR ENDED 2023-24

(Amount in Rupees)

RECEIPTS	2023-24	2022-23	PAYMENTS	2023-24	2022-23
VII. Income on Investments from			b) Intangible Assets		
--- Earmarked / Endowment Funds	-	34,747	i) Computer Software	5,880,258	1,400,844
--- Other Investments	260,143	-	b) Capital Work - in - Progress	2,204,392	5,529,199
VIII. Interest received on			VIII. Other Payments incl statutory payments		
--- Bank Deposits	-	18,714,292	--- Statutory Liabilities	35,352,061	16,033,236
--- Loans and Advances - ACD	42,631	-	---- SERB Grant	14,757,056	4,935,446
--- Savings Bank Account	5,837,397	3,097,839			
IX. Investment encashed	14,933,761	-	IX. Refunds and Grants		
			--- Refund of Grant	21,200,000	-
X. Term Deposits with Scheduled Banks encashed	15,714,104	728,832,606	X. Deposits and Advances		
			--- Interest accrued in Fixed Deposits	1,051,117	730,566
XI. Other Income (including PPI)			--- Advances to Co-ordinator / Dept	5,149,404	5,806,894
--- Income from L & B	954,510	112,150	--- Sundry Debtors	158,179,002	20,220,180
--- Other Income	48,178,375	39,284,042	--- Additional Consumpton Deposit APSPDCL	66,600	1,501,000
--- Prior Period Income	648,521	-	---- Payment to CPWD	640,440,896	740,000,000
			---- Prepaid Expenses	3,639,610	3,364,541
XII. Deposits & Advances			XI. Other Payments - As per List enclosed		
--- Other Deposits	-	-	--- Capital Fund	2,091,410	-
--- Advances to Co-ordinator / Dept	5,981,793	5,763,344	--- Outstanding Liabilities	13,207,186	10,368,340
--- Interest accrued in Fixed Deposits	730,566	3,775,067	--- EMD / SD	1,700,853	2,115,797
--- Guest House Rent Advance	32,000	28,000	--- Research Project	44,634,872	5,263,081
--- Prepaid Expenses	3,364,541	3,836,722	--- Deposits from Students	1,611,392	-
			--- Sundry Creditors	247,864,753	85,321,649
XIII. Misc Receipts incl Statutory Receipts			--- IT TDS	216,453	100,164
--- Statutory Liabilities	34,449,281	15,621,984	--- Salaries (including NPS Payable)	-	33,436,784
--- Outstanding Liabilities / Provisions	23,175,752	14,225,905	--- Tuition Fee Receivable	-	1,732,795
			--- Scholarships	1,175,044	-
			--- CCMT Fund	127,000	-

INDIAN INSTITUTE OF INFORMATION TECHNOLOGY DESIGN AND MANUFACTURING KURNOOL
RECEIPTS AND PAYMENTS FOR THE YEAR ENDED 2023-24

(Amount in Rupees)

RECEIPTS	2023-24	2022-23	PAYMENTS	2023-24	2022-23
XIV. Any Other Receipts - As per List Encl			XII. Closing Balances		
--- Capital Fund	10,179,021	2,111,069	a) Cash in hand		
--- Project Grants	56,059,181	-	--- Main Cash Book	-	-
--- SERB Grant	5,966,523	11,187,033	b) Bank Balances		
--- Sundry Creditors	247,717,450	85,108,033	--- Canara Bank - 2129	6,111	15,263
--- CPWD	-	-	--- Canara Bank ESCROW - 2132	-	-
--- Sundry Debtors	157,062,326	20,195,400	--- Canara Bank - 2030	30	30
--- EMD / SD	3,975,197	2,526,522	--- Canara Bank - 2031	30	30
--- Research Project	-	6,768,973	--- ICICI-5529	-	10,100
--- Deposits from students	3,004,000	9,383,000	--- SBI - R&D - 2452	16,539,136	95,117
--- Salaries (including NPS Payable)	-	33,750,120	--- ICICI - 1024	5,976	-
--- Scholarships	1,252,024	-	--- SBI-6501	9,668	9,162
--- CCMT Fund	122,500	-	--- SBI -7878	268,053,741	12,830,831
			--- ICICI - 8890	-	-
			--- SBI CA -5974	2,087,093	1,758,346
			--- SBI Kurnool Corpus 26299	704,214	10,243
			--- RBI-10679401017 PMU	-	-
			--- HDFC 42350	10,551,830	35,250,886
			--- HDFC 85898 - Hostel	22,113,870	11,815,113
			--- RBI-10687701347-DSPQPKI	-	-
			--- SBI CICT 3908	-	-
			--- APGB - 1166	-	-
			--- BOM - 5062	-	-
			--- BOI - 10	-	-
			--- SBI - STAR-2902	-	-
Total	1,989,466,122	1,685,746,906	Total	1,989,466,121	1,685,746,906

SCHEDULE: 23 - SIGNIFICANT ACCOUNTING POLICIES:

1. BASIS FOR PREPARATION OF ACCOUNTS:

The Accounts are prepared under the Historical Cost Convention unless otherwise stated and generally on the accrual method of accounting.

2. REVENUE RECOGNITION

All revenues and Expenses are accounted on accrual basis including interest received on bank deposits and government grants.

3. FIXED ASSETS AND DEPRECIATION

- 3.1 Fixed assets are stated at cost of acquisition including inwards freight, duties and taxes and incidental and direct expenses related to acquisition, installation and commissioning.
- 3.2 During the year, the Institute purchased various equipment worth of **Rs.7.69 crores**. Further value of buildings worth of **Rs.159.39 Crores** handed over by CPWD on various dates were also capitalized and shown under Buildings.
- 3.3 Fixed assets are valued at cost. Depreciation on fixed assets during the year has been provided in the books of accounts on straight line method at the rates prescribed by MHRD.
- 3.4 During the year, the Institute has advanced an amount of **Rs.64.04 crores** to CPWD towards various works undertaken by them and out of the total cumulative advance of **Rs.79.88 crores** to the end of March-2024, **Rs.59.98 Crores** were transferred to Capital Work In Progress (CWIP) as the work was executed to that extent as per Form No – 65 issued by CPWD.
- 3.5 During the year, the Institute capitalized the assets created from the research projects amounting to **Rs.0.77 Crores** and the same was transferred from the respective project funds to Capital Fund.

4. **STOCKS:** The institute is accounting the purchase of all consumable items like printing & stationery, lab consumables and other store items as expenditure and hence closing stock as at 31st March is taken as NIL

5. RETIREMENT BENEFITS

Provision towards retirement benefits has not been made.

6. INVESTMENTS: - Nil –

7. Earmarked / Endowment Funds: During the year, the Institute has received Rs.7,500/- towards CSC Development Fund. Further, Corpus Fund of **Rs.9.24 Crores** received during the year.

8. CAPITAL FUND The closing balance of **Capital** to the **end of March-2024** is **Rs.218.93 Crores**.

9. GOVERNMENT AND UGC GRANTS

9.1 Government Grants are accounted on realization basis. However, where a sanction for release of grant pertaining to the financial year is received before 31st March and the grant is actually received in the next financial year, the grant is accounted on accrual basis and an equal amount is shown as recoverable from the Grantor.

9.2 To the extent utilized towards capital expenditure, (on accrual basis) government grants are transferred to the Capital Fund.

9.3 Government grants for meeting Revenue Expenditure received during the year are treated as income of the year.

9.4 Unutilized grants (including advances paid out of such grant) are carried forward and exhibited as a liability in the Balance sheet

10. INVESTMENTS OF EARMARKED FUNDS AND INTEREST INCOME ACCRUED ON SUCH INVESTMENTS: The Institute has made investments separately and interest on such earmarked funds is **Rs. 83,43,278/-** earned during the year.

11. SPONSORED PROJECTS: During the year, an amount of **Rs.620.26 lakhs** were received against various research scheme and sponsored projects from various agencies and incurred an amount of **Rs.593.92 lakhs** towards execution of various research schemes and sponsored projects.

12. INCOME TAX: The Income of the Institution is exempt from Income Tax under Section 10(23C)(iiiab) of the Income Tax Act 1961. Hence, provision for income tax has not been made in the accounts.

13. LAND: Total land of **Acres 151.51** in Sy No 477 to 480 and 474, 475 and 481 at Dinnedavarapadu (V), Kurnool Mandal and District allotted by Government of Andhra Pradesh vide GOMS No. 454 dt.25.11.201 free of cost.

14. OTHERS:

- a) Receipts and Payments Account was prepared considering total credits and debits in the accounts instead of on cash receipts and payments.
- b) Opening and Closing balances in Deposits accounts were not shown in the Receipts and Payments Account since the current year deposits and maturity was shown separately in Receipts and Payments Account under respective heads prescribed in Format of Financial Statements.
- c) No separate Accounts towards NPS was prepared since payments made against NPS Employer and Employee liability was directly accounted in the Institute Accounts. Further No Separate Accounts were prepared towards GPF since all the employees were covered under NPS only.
- d) Some of the head of accounts were regrouped / reclassified wherever required to comply with the CAG audit remarks to represent under respective head of account.
- e) During the year, the Institute has reconciled all the research project accounts from the year of sanctions with reference to separate record maintained by the Institute and some of the rectification entries were made in the books of accounts due to reconciliation of project accounts during the financial year.

SCHEDULE- 24: CONTINGENT LIABILITIES AND NOTES ON ACCOUNTS: ITEMS TO BE COVERED IN THIS SCHEDULE ARE LISTED BELOW

A. CONTINGENT LIABILITIES:

1.	Claim against the Entity not acknowledged as debts	--- Nil ---
2.	Guarantees and Letters of credit outstanding	--- Nil ---
3.	Other items for which the entity is contingently liable	--- Nil ---

B. NOTES ON ACCOUNTS:

1.	Commitments on Capital Account not provided for	This would arise in terms of contracts / arrangements in terms of which amounts would have to be paid for acquisitions / constructions of assets as and when they take place. The amount, net of advances is required to be disclosed -- Nil ---
2.	Educational institutions should host following information in public domain so as to enable all other stakeholders to have a bird's eye view of educational institutions' capacity and capability	
(i)	No of students	904

(ii)	No of teachers	40 regular faculty, 4 adhoc faculty
(iii)	Collection on account of building fund and expenditure thereof	Nil
(iv)	Collection for sports activities and expenditure thereof	Amount Collected : Rs. Nil Expenditure incurred : Rs. Nil
(v)	Collection for co-curricular activities and expenditure thereof	Amount Collected : Rs. Nil Expenditure incurred : Rs. Nil
(vi)	Collection on account of development charges and expenditure thereon	Nil
(vii)	Collection for medical expenses and expenditure thereon	Amount Collected: Rs.11,21,375/- Expenditure incurred: Rs.42,09,177/-(including staff)
(viii)	Compliance with statutory dues like EPF and ESI	Complied
(ix)	Salary structure of teachers	Basic salary ranging from Rs 70,900 to 1,52,500

The above information can also be calculated on per student basis.

3. Related Party Disclosures: --- No transactions were taken place during the financial year with related party. --